

XCPI 160/RHCP

Indoor Right Hand Circular Polarized Antenna for the 160 MHz Band

DESCRIPTION

- Low profile antenna for the 160 MHz band.
- XCPI 160/RHCP is a Right Hand Circularly Polarized antenna for indoor use e.g. ceilings and walls inside ships and houses.
- Circularly polarization is chosen to avoid out-of-phase signals.
- Reduces flutter considerably.
- Specially designed for closed rooms.
- Covers 144 - 175 MHz with a radiation of approx. 2 dBic.
- The antenna is carefully sealed with a discreet cover.
- The connector is placed at one side to enable mounting close to a wall or a ceiling.



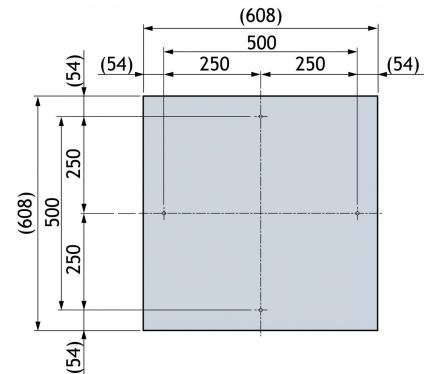
ORDERING DESIGNATIONS

TYPE	PRODUCT NO.
XCPI 160/RHCP	100000154

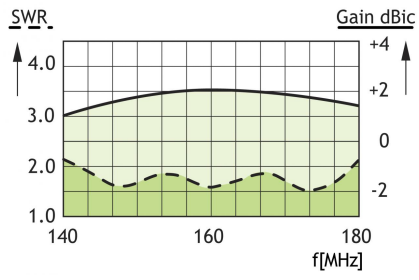
SPECIFICATIONS

ELECTRICAL	
MODEL	XCPI 160/RHCP
ANTENNA TYPE	Right hand circularly polarized single band antenna
FREQUENCY	144 - 175 MHz
IMPEDANCE	Nom. 50 Ω
POLARIZATION	Circular (Right hand)
GAIN	Approx. 2 dBic
HALF POWER BEAMWIDTH	Approx. 60° (H- and E-plane)
BANDWIDTH	≥ 31 MHz @ SWR ≤ 2
SWR	≤ 1.5 f.res.
MAX. POWER	50 W
MECHANICAL	
TEMP. RANGE	-30°C \rightarrow +75°C
CONNECTOR	N-female
COLOUR	Marine white
MATERIALS	Cover: PS (white) Chassis: Stainless steel
SIZE (W x L x H)	Approx. 608 x 608 x 90 mm
WEIGHT	Approx. 5.5 kg
MOUNTING	\varnothing 5.5 mm (4 holes) For optimum performance a groundplane of 1 x 1 m is required

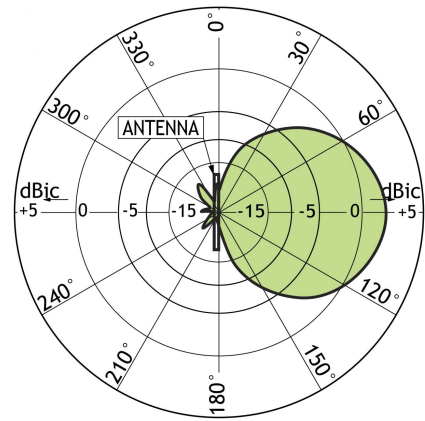
MOUNTING DETAILS (Dimensions excl. cover)



TYPICAL GAIN AND SWR CURVES

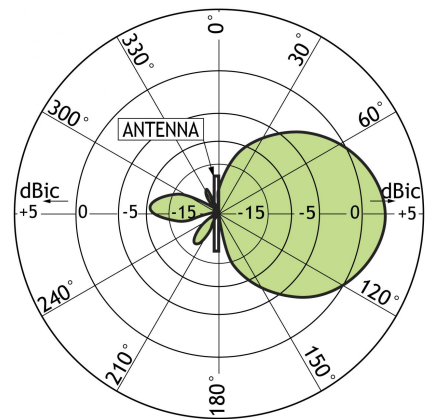


TYPICAL RADIATION PATTERN (E-PLANE)



This curve shows the radiation patterns in the vertical plane.

TYPICAL RADIATION PATTERN (H-PLANE)



This curve shows the radiation patterns in the horizontal plane (horizontal coverage).



PROCOM A/S reserve the right to amend specifications without prior notice.

14/01/15